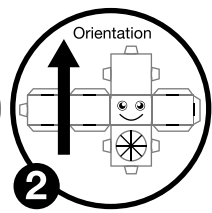
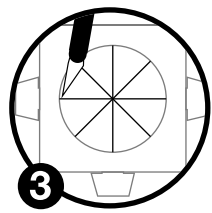


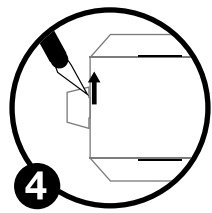
1 Cut out body, head & arms along solid outer lines.



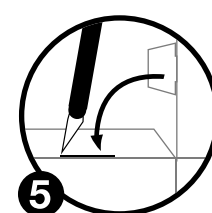
2 Make sure you don't draw your face upside down.



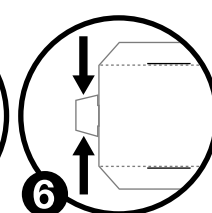
3 Cut along the black lines to make opening for body.



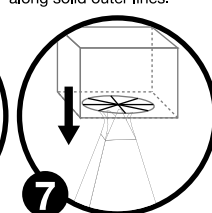
4 Make two slits on either side of tabs.




5 Cut along the black lines to make opening for tabs.



6 Then pinch in sides of tabs slightly.



7 Bend flaps on body slightly to help hold head in place.



Hello! I'm _____.
Get creative with me, cut me out and put me on your desk.

